


የብጩ
ጅምር

SMART START



SMART START TRAINING



INTRODUCTION

- Thank you for joining us today
- Introductions of leaders and trainers
- Introduce yourself to your neighbors
- Ice breaker activity



- A360 is a program to improve sexual and reproductive health for adolescents.
- Designed by and with young people; putting the adolescent girl in the center.
- 4-yr project, funded by Gates Foundation and Children's Investment Fund Foundation.
- We bring different expertise and perspectives: public health, science, social marketing, anthropology, design, and young people.
- PSI is implementing A360 in Ethiopia, Nigeria, Tanzania .



- Across Ethiopia, there are many girls that are sexually active but do not want a baby right now. Many of these girls are married.
- Too many girls are getting pregnant before they are ready, or are having babies in quick succession. This leads to severe health problems and economic disadvantage.



WHY ADOLESCENT GIRLS

- The Health Extension Program (HEP) is huge success in this country, but don't often fulfill the family planning need of married 15-19 year old girls for a number of reasons.
- We have a huge opportunity to help young married couples make decisions about family planning that will ensure they and their children prosper.



- A360 system is built to be part of the HEP. We are here not to introduce a new thing, but instead to jointly support the family planning needs of 15-19 married girls.
- We learned that sensitive topic of contraception for 15-19 year old girls seems overlooked by the system. To design a solution that fits into their lives, we created a program that helps young couples start their marriage strong with financial and family planning counseling. Smart Start will help young couples plan for fruitful harvest and families.
- Smart Start meets young couples and girls at critical moments: engagement, marriage, pregnancy and after first child. Smart Start offers a new entry point to engaging these girls in these conversations.



REMEMBERING OUR YOUTH ACTIVITY

The purpose of this activity is to help HEWs, Facilitators, and Navigators build empathy with young married couples. We will remind them of their own youth and then think about the ways in which their adolescence is similar or different to that of the young people they will be serving.



Smart Start focuses on what's relevant to married adolescent girls: their ability to set up a new home for the first time, to find a path to financial stability, and to have healthy children. With Smart Start, contraception becomes a key tool to achieving these goals.



Smart Start reaches, educates, and serves married adolescent girls in a way that is relevant, acceptable, and accessible by:

1

SMART POSITIONING

Facilitating conversations with girls and their husbands to reframe family planning as smart planning.

2

SMART MOBILIZATION

Uniting communities around a cause they can get behind—financial stability and healthy families—and enlisting community support to reach young couples in the kebele.

3

SMART SERVICE SUPPORT

Introducing dedicated Smart Start Coordinators and Navigators to strengthen the existing Health Extension Worker (HEW) program and ensure program quality.

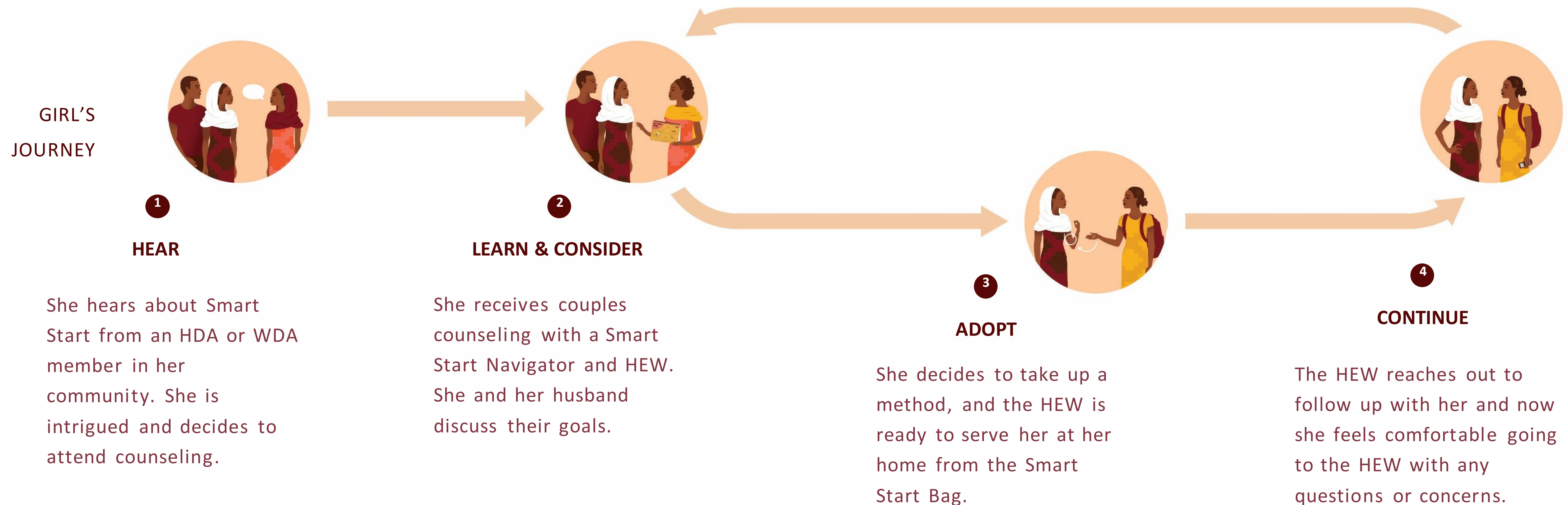
4

SMART FOLLOW-UP

Working with and equipping HEWs with tools and messages to build lifelong relationships with married adolescent girls.



Smart Start creates a cohesive experience for the girl to learn about, consider, and adopt contraception over time.

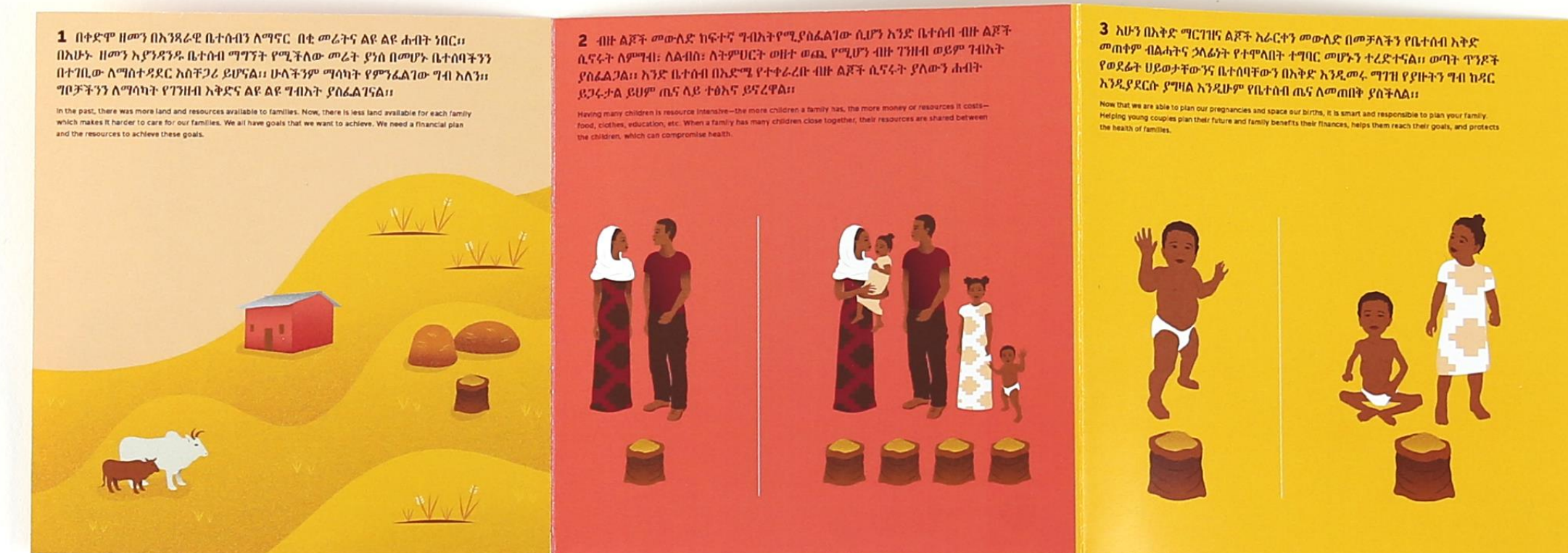
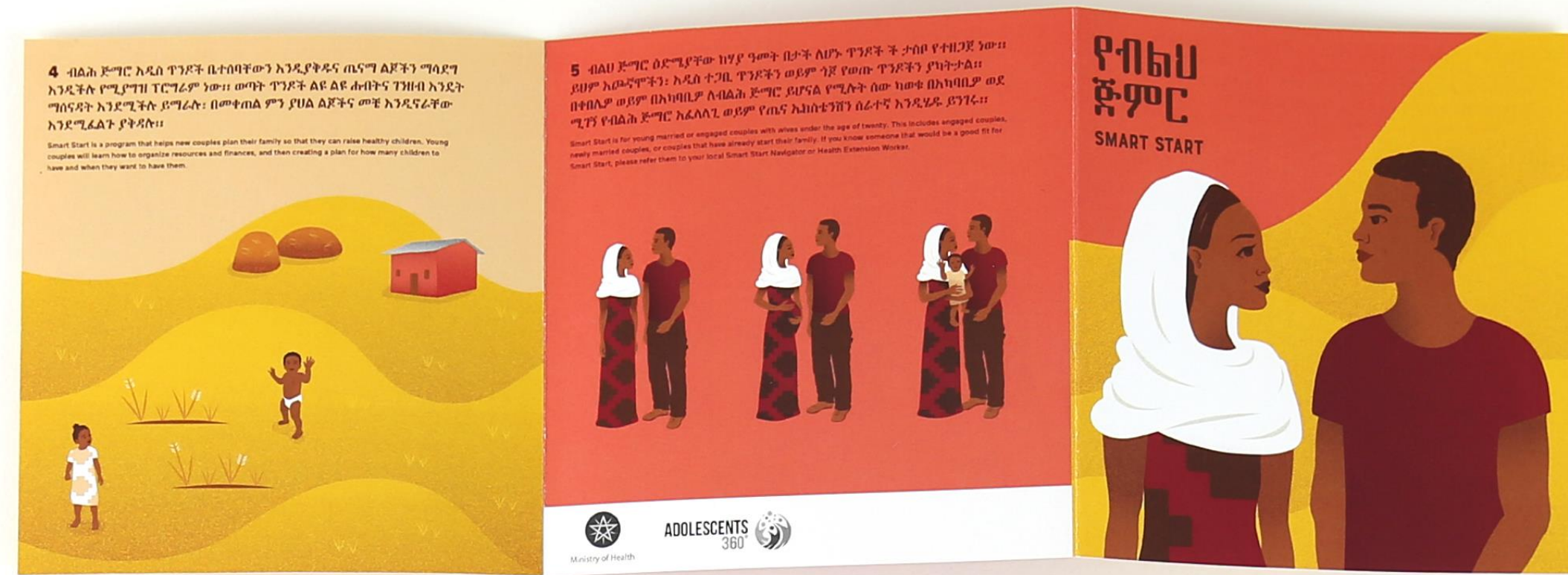




Smart Start invites community networks such as the Human Development Army (HDA) or Women's Development Army (WDA) to help find girls at key moments—engagement, marriage, pregnancy, and first child. By enlisting communities, we reach girls efficiently and turn potential skeptics into advocates.

RECRUITMENT TOOLS

A key narrative that resonates with the entire community is shared at community meetings. A brochure with these Smart Start messages is used to reinforce this narrative and help recruit married adolescent girls.




Smart Start facilitates discussions with girls and husbands about the resources needed to achieve their goals and raise healthy children. Contraception is introduced into this discussion and positioned as a key asset for the future. By leading with what matters to couples, we make contraception relevant to their lives.



COUNSELING TOOLS

The Discussion Aide is critical in delivering the Smart Start curriculum of smart planning. The aide supports the consistent delivery of complex information in a simple, visual way for low literacy couples.



FAMILY
PLANNING




FINANCIAL
PLANNING



METHODS
COUNSELING






Dedicated Smart Start Navigators and Coordinators support HEWs to launch and deliver the program in each kebele. Together, they counsel girls and deliver services. By having providers proactively go to girls instead of relying on girls to reactively seek providers, we make it easier for girls to receive counseling and access services.

PROVIDER TOOLS

This Smart Start Bag helps ensure that highly mobile providers in rural areas are ready to serve a girl wherever and whenever she is ready, so the burden is not on the girl to walk the distance to the health center.



SMART START BAG



DISCUSSION GUIDE




METHODS



SMART START BAG





Smart Start won't be right for every girl when we first find her, but Smart Follow-Up establishes processes so HEWs can build lifelong relationships with girls. This ensures that girls can access contraception whenever they are ready, whether that be for delaying their first birth or for birth spacing.

FOLLOW-UP TOOLS

Data collection tools and planning worksheets help ensure the Smart Start team can track girls and connect them to follow-up appointments.





LAUNCHING SMART START in a kebele

REFER TO YOUR NAVIGATOR AND COORDINATOR GUIDES

THE FIVE RULES OF SMART START

Through this Smart Start journey, we know that we must make the girls feel empowered, informed, and respected. We build the Smart Start culture in the following ways:

- Be there for her, whenever, wherever.** Whenever she is engaged in a program, or a mother group, Smart Start is for her.
- Be her trusted ally.** Empathize, understand, and make her go a long way in building trust. In addition, always keep conversations with her private and confidential.
- Ask her, include her.** When the girl is comfortable, invite her back into the conversation and help her make joint decision-making around goals and family planning.
- Be responsive to her needs.** As a girl's needs change, so do the discussion and the support.
- Be ready to serve her.** Always come to a session and be prepared.

የብከህ ጅምር SMART START

NAVIGATOR GUIDE



WOREDA WORK PLAN

WOREDA	COORDINATOR	DATE	APPROVED BY:

ACTIVITY

ACTIVITY	DUE DATE	RESPONSIBLE PERSON	NOTES
Determine best Kebeles to launch Smart Start in.			
Complete Kebele launch work plan for each of the two Kebeles.			
Assign Navigators for each Kebele.			

KEBELE WORK PLAN

KEBELE	WOREDA

NAVIGATOR	COORDINATOR	DATE	APPROVED BY:

SET UP WEEK DATE	WEEK 1 DATE	WEEK 2 DATE	WEEK 3 DATE	WEEK 4 DATE	WEEK 5 DATE	WEEK 6 DATE
KEY ACTIVITIES						
<input type="checkbox"/> Conduct community assessment DATE COMPLETED	TARGET	TARGET	TARGET	TARGET	TARGET	TARGET
<input type="checkbox"/> Conduct community kickoff DATE COMPLETED	girls counseled	girls counseled	girls counseled	girls counseled	girls counseled	girls counseled
<input type="checkbox"/> Conduct kebele meetings DATE COMPLETED						
<input type="checkbox"/> Determine target number of girls to counsel per week. This should be 60% of the estimated number of girls per kebele, divided by six weeks. Most kebeles have a target of between 20 sessions per week.						
RECRUITMENT						
<input type="checkbox"/> Weekly meeting with Coordinator DATE COMPLETED	Weekly meeting with Coordinator	Weekly meeting with Coordinator	Weekly meeting with Coordinator	Weekly meeting with Coordinator	Weekly meeting with Coordinator	Weekly meeting with Coordinator
<input type="checkbox"/> Meet with Kebele DATE COMPLETED	Meet with Kebele	Meet with Kebele	Meet with Kebele	Meet with Kebele	Meet with Kebele	Meet with Kebele
<input type="checkbox"/> Other DATE COMPLETED						
<input type="checkbox"/> Orientation for Navigators DATE COMPLETED						

OUR ROLE

As coordinators, we are advocates of Smart Start and the first line of support and problem solving across the woreda and kebeles.

Woreda responsibilities

- Organize woreda launch meetings
- Co-create and execute **Woreda Work Plan**
- Maintain woreda relationships and continued support of Smart Start activities
- Ensure conditions at woreda and kebele level for Smart Start launch (i.e. community stock, woreda MOUs, open health posts, active HEWs); work with woreda and kebele stakeholders to resolve any issues.

Kebele responsibilities

- Complete **Community Assessment Tool**
- Organize community kickoff meetings
- Build trust and support with the kebele leadership
- Co-create **Kebele Work Plan** with the Navigator
- Ensure kebele and HEW have met transition criteria for navigator relation
- Create and maintain the Smart Start **Transition Plan** with the HEW and Navigator

Supportive supervision

- Train HEWs on Smart Start
- Coach, mentor, and provide supportive supervision of Navigators and HEWs
- Monitor quality of Smart Start journey for the girl and quality of services delivered by Navigators and HEWs
- Check-in regularly with Navigators and HEWs

Data collection

- Collect data from Navigators, and later HEWs
- Document all meetings and activities

"This is the first program that helps me introduce family planning before the first pregnancy, it's great. Most programs introduce the idea after pregnancy... this way we can really make change in girls' lives."

—HEALTH EXTENSION WORKER

WOREDA LAUNCH
KEBELE LAUNCH
SUPPORT



KEY MESSAGE

There are limited resources to provide for our families. Smart Start is a program that helps new couples plan their family so that they can raise healthy children. Young couples will learn how to organize resources and finances, and then create a plan for how many children to have and when they want to have them.

KEBELE KICKOFF

Introduce Smart Start to Kebele leaders, elders, and key community members.

ONBOARD WDA

Introduce Smart Start and ask WDA to help recruit Champions and girls.

RECRUIT CHAMPIONS

Identify girls to be Smart Start Champions. They will recruit their peers to attend Smart Start counseling sessions.






Adolescent Health Coordinator

- Provides supportive supervision to Navigators and HEWs
- Supports system



Navigator

- Organizes Smart Start launch in new kebeles
- Co-delivers Smart Start content
- Supports HEW in methods counseling
- Supports HEW in planning follow-ups



Health Extension Worker

- Leverages existing relationships with girls, couples, and families
- Co-delivers Smart Start content
- Delivers methods counseling, keeps stocked methods, and provides methods
- Acts as the continuous touch point for girls, year-round
- Supports location assessment



Champion

- Mobilizes adolescent girl peers

Smart Start leverages the extensive reach of the HEW network and employs a small, specialized team of Smart Start experts to ensure quality and effectiveness at the woreda level.

ACTIVATE AND LEVERAGE NETWORK:



HEALTH EXTENSION WORKERS

There are 38,000+ HEWs across Ethiopia. Their participation allows us to maximize reach and deliver services to girls in rural kebeles.

BOLSTER WITH EXPERTISE:



SMART START NAVIGATORS

Navigators deliver a high quality and effective Smart Start experience to girls, cascading expertise to HEWs for sustainability.



SMART START COORDINATORS

Coordinators provide supportive supervision to Navigators and HEWs from a woreda level.

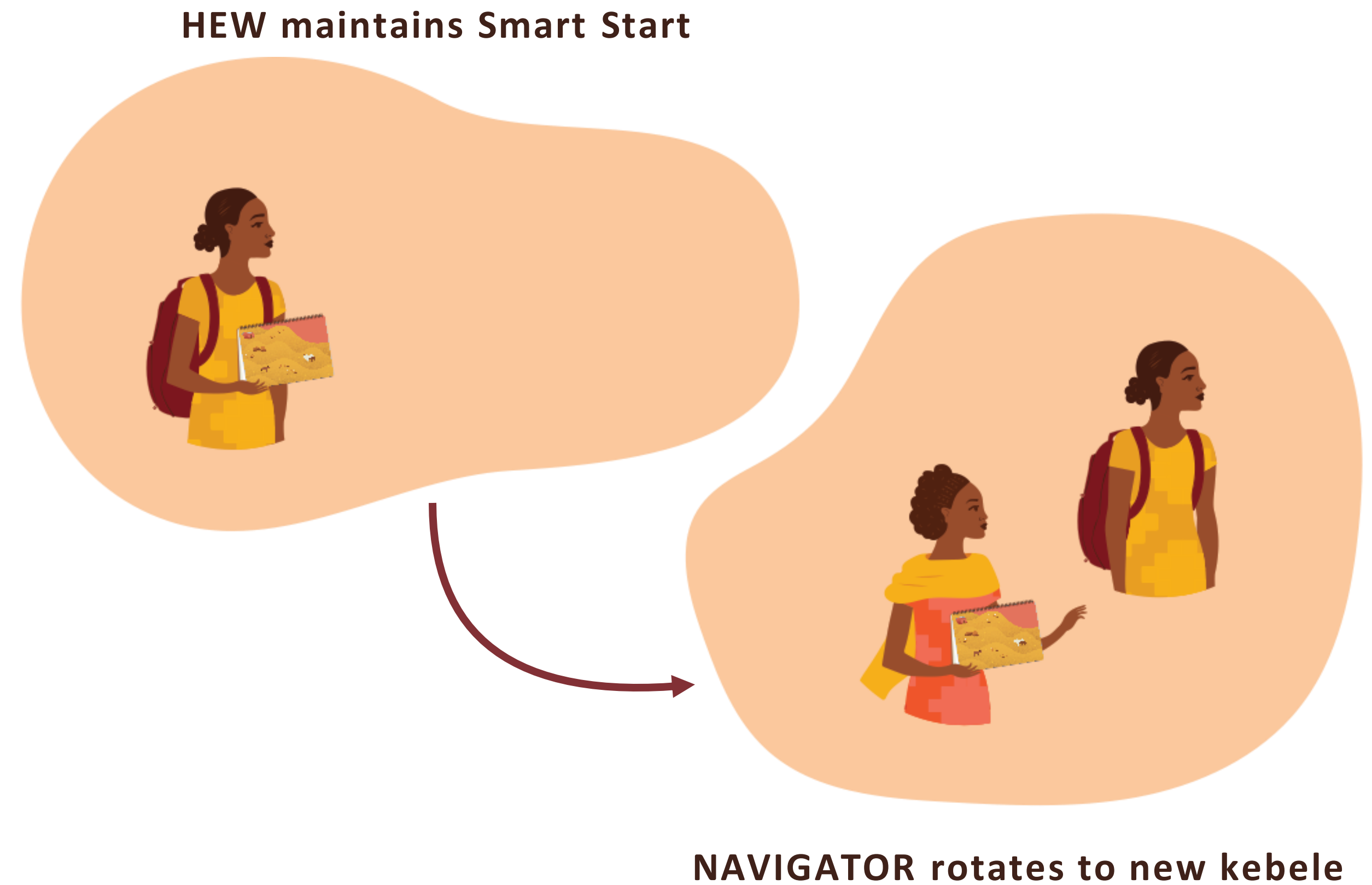


The Navigator will work closely with the HEW to launch Smart Start in a new kebele. Together they will organize kick off events and run counseling sessions with girls and couples.


LAUNCH in new kebele



After the initial 1.5 month launch, the HEW will maintain Smart Start in the kebele and the Coordinator will support remotely.



Adolescent Health Coordinators at the woreda level offer supportive supervision to the Navigators launching in new kebeles and HEWs maintaining Smart Start activities.



WOREDA





DELIVERING A SMART START SESSION

There are 3 types of Smart Start sessions you could run with **15-19 year old married girls**.



1 on 1 Individual Session

With girl



1 on 2 Couple Session

With girl and husband



Small Group Session

With multiple girls/couples

No more than 3 couples or 5 girls in a session

REMEMBER:

Choose a private, quiet location where everyone feels comfortable and undisturbed.



The goal of this module is to...

- Help couples envision their future goals
- Help couples build actionable plans towards their goals
- Entry point to talk about contraception



FINANCIAL PLANNING SESSION DEMONSTRATION



WHY FINANCIAL PLANNING TOOLS

This tool is used to help couples identify how long it will take them to save for their goals.

1. If their goal of buying a cow costs 3000 birr total.

2. If the couple can save 100 birr per month.

3. Then it will take 30 months to save for their goal.

		TOTAL COST OF GOAL								
		1000	1500	2000	2500	3000	3500	4000	4500	5000
AMOUNT SAVED PER MONTH	50	20	30	40	50	60	70	80	90	100
	100	10	15	20	25	30	35	40	45	50
	150	6.66	10	13.33	16.66	20	23.33	26.66	30	33.33
	200	5	7.5	10	12.5	15	17.5	20	22.5	25
	300	3.33	5	6.66	8.33	10	11.66	13.33	15	16.66
	400	2.5	3.75	5	6.25	7.5	8.75	10	11.25	12.5
			MONTHS TO ACHIEVE GOAL							



ROLES

- R: Relax the girl by using facial expressions and show interest
- O: Open up the girl by using warm and caring tone of voice
- L: Lean toward the girl
- E: Establish and maintain eye contact
- S: Smile



SONAR

- S: Simplicity is best.
- O: Ask open ended questions.
- N: Normalize
- A: Affirmation or appreciation.
- R: Reflective listening



Look for ROLES and SONAR in the following example




TIME TO PRACTICE!



The goal of this module is to...

- Help couples understand implications of family size
- Help couples see the financial and health value of birth spacing
- Help couples see contraception as a way to help them plan for their finances and families










FAMILY PLANNING SESSION DEMONSTRATION



This table in the Discussion Aide is intended to help providers make a relevant method recommendations to girls. Sometimes girls get overwhelmed if providers tell them extremely detailed information about all methods.

1. When would you like to have your first child?



		2 በየሰንት ጊዜው / መቼ መቼ ከጤና ኢክስቴንሽን ወለድ ጋር መገናኘት ትችላለህ? HOW OFTEN ARE YOU ABLE TO MEET WITH THE HEALTH EXTENSION WORKER?		
		ቢያንስ በወር አንድ ጊዜ AT LEAST ONCE PER MONTH	ቢያንስ በ3 ወራት አንድ ጊዜ AT LEAST ONCE EVERY 3 MONTHS	አልፎ አልፎ RARELY
1 የመጀመሪያውን / ቀጣዩን ልጅሽን መቼ መውለድ ትፈልገላለህ? WHEN WOULD YOU LIKE TO HAVE YOUR FIRST/NEXT CHILD?	በ1 ዓመት ውስጥ WITHIN 1 YEAR			
	ከ2 አመት በላይ (2 ዓመት እና ከ2 ዓመት በላይ) 2+ YEARS			

2. How often are you able to meet with the HEW?



TIME TO PRACTICE!



At the end of the session, you help the girl fill out this card about her goals to take home.



የብጠት ጅምር ክትዳችን OUR SMART START PLAN

ስም NAME _____ ቀን DATE _____

የጤና ኢክስቴንሽን ሰፊተኛ ስም HEW NAME _____ ስልክ ቁጥር PHONE NUMBER _____

የአፈላላጊው ስም NAVIGATOR NAME _____ ስልክ ቁጥር PHONE NUMBER _____

የገንዘብ ክትዳችን OUR FINANCIAL PLAN

መቆጠብ የምንፈልገው ለሚከተሉት ነገሮች ነው። WE WANT TO SAVE FOR _____

ይህን በ _____ እናሳካለን። WE WILL ACHIEVE THIS IN

6 ወራት 6 MONTHS 1 አመት 1 YEAR 2 አመታት 2 YEARS ሌላ OTHER

የቤተሰብ ክትዳችን OUR FAMIL PLAN

በሚከተለው ጊዜ ውስጥ ለማርገዝ እቅድናል። WE PLAN TO GET PREGNANT IN

6 ወራት 6 MONTHS 1 አመት 1 YEAR 2 አመታት 2 YEARS ሌላ OTHER

እስከ ሚከተለው ጊዜ ድረስ የገንዘብና ቤተሰብ ክትዳችንን እናሳካለን። WE WILL ACHIEVE OUR FINANCIAL AND FAMILY PLAN BY _____

ቀጣይ ቀጠሮ፣ ቀን፣ ሰዓትና ቦታ NEXT APPT [DATE + TIME + LOCATION] _____

የውይይት ርዕሶች። TOPICS TO DISCUSS _____

Girl info

Financial and savings goals

Family plan and goals

Follow up scheduling



SMART START BEST PRACTICES

MAKE IT ABOUT THEM

Smart Start is not a lecture— it's about creating a discussion. Give them time to ask questions and think through their answers.

MAKE SURE THEY'RE COMFORTABLE

The topics covered in the discussion guide are sensitive. Take time to build rapport and check in to make sure everyone is feeling safe.

KEEP IT PRIVATE

Check your location before starting a counseling session. Make sure you are in a quiet space with no observers.

KEEP IT INTIMATE

A small group size will allow girls and couples to feel comfortable opening up.



SMART START STICKY SITUATIONS

Discuss what you might do if you encounter these situations:

RELIGIOUS BELIEFS:

”Contraception is against my religion. Children are gifts from God.”

LACK OF PRIVACY:

Other people are listening in to the counseling session.

UNSUPPORTIVE HUSBANDS

Husbands don't let the wives speak during counseling sessions.

A husband is angry that his wife took a method without his consent.

UNSUPPORTIVE COMMUNITY

Community members are not supportive of the program.

DEMANDING COMPENSATION

Couples ask if they will get paid for taking a method.

Champions or WDA ask to get compensated for recruiting girls to Smart Start.

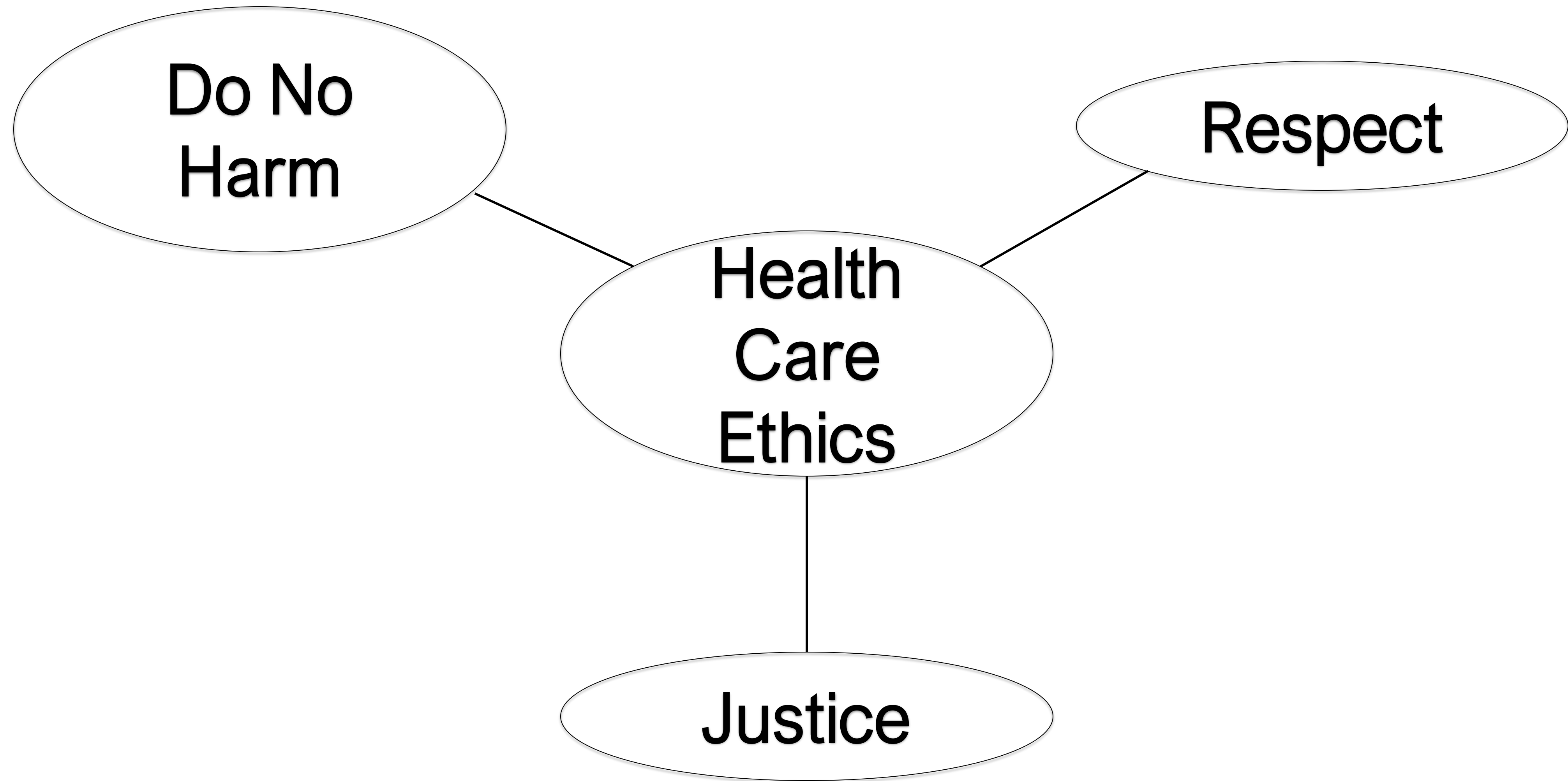


The Ministry of Health and PSI are both committed to delivering high quality health services.

What do we mean by quality?

Let's start by reviewing the core values or ethics that you learned in your medical training.

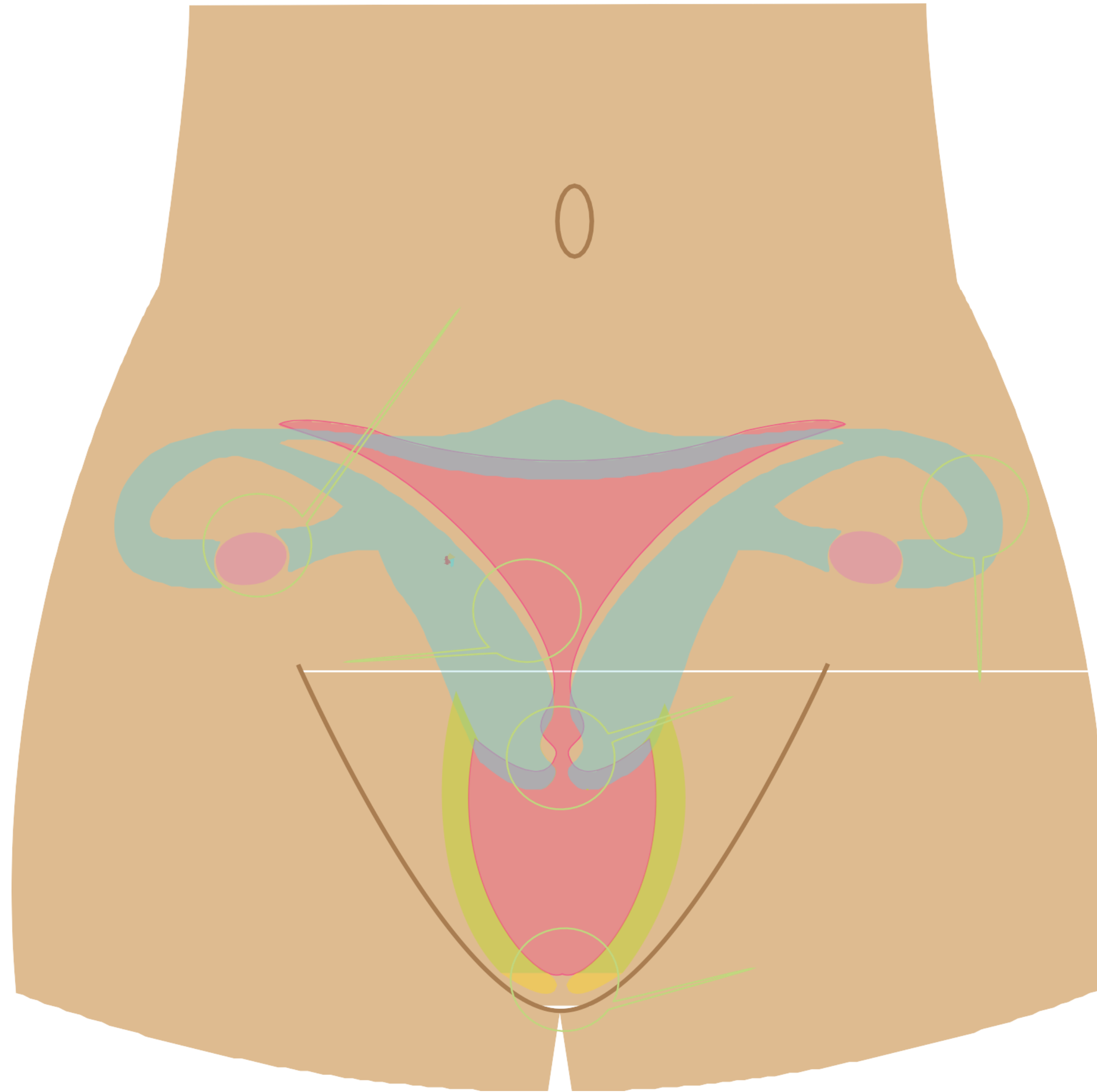




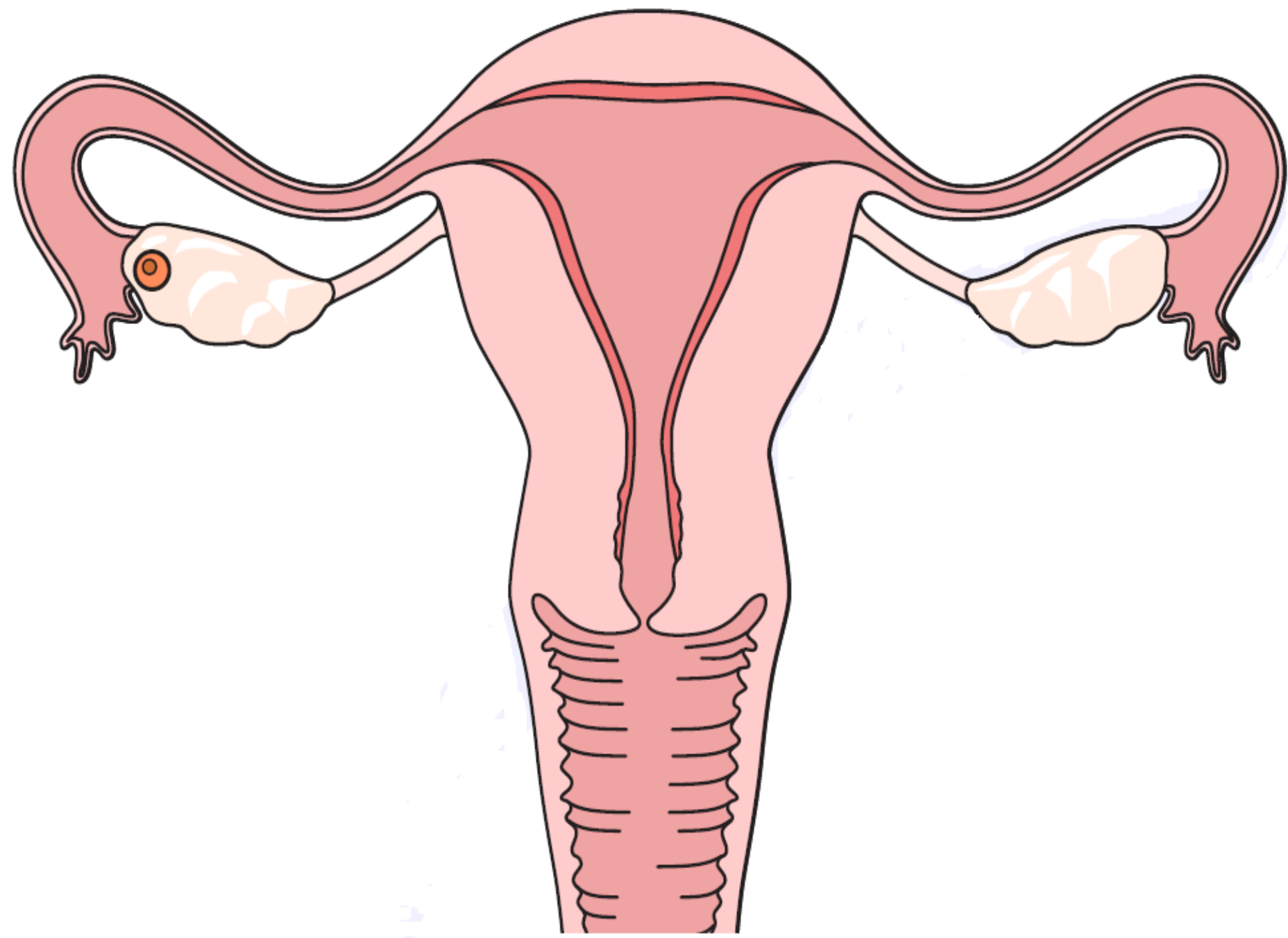


MODERN CONTRACEPTION key points

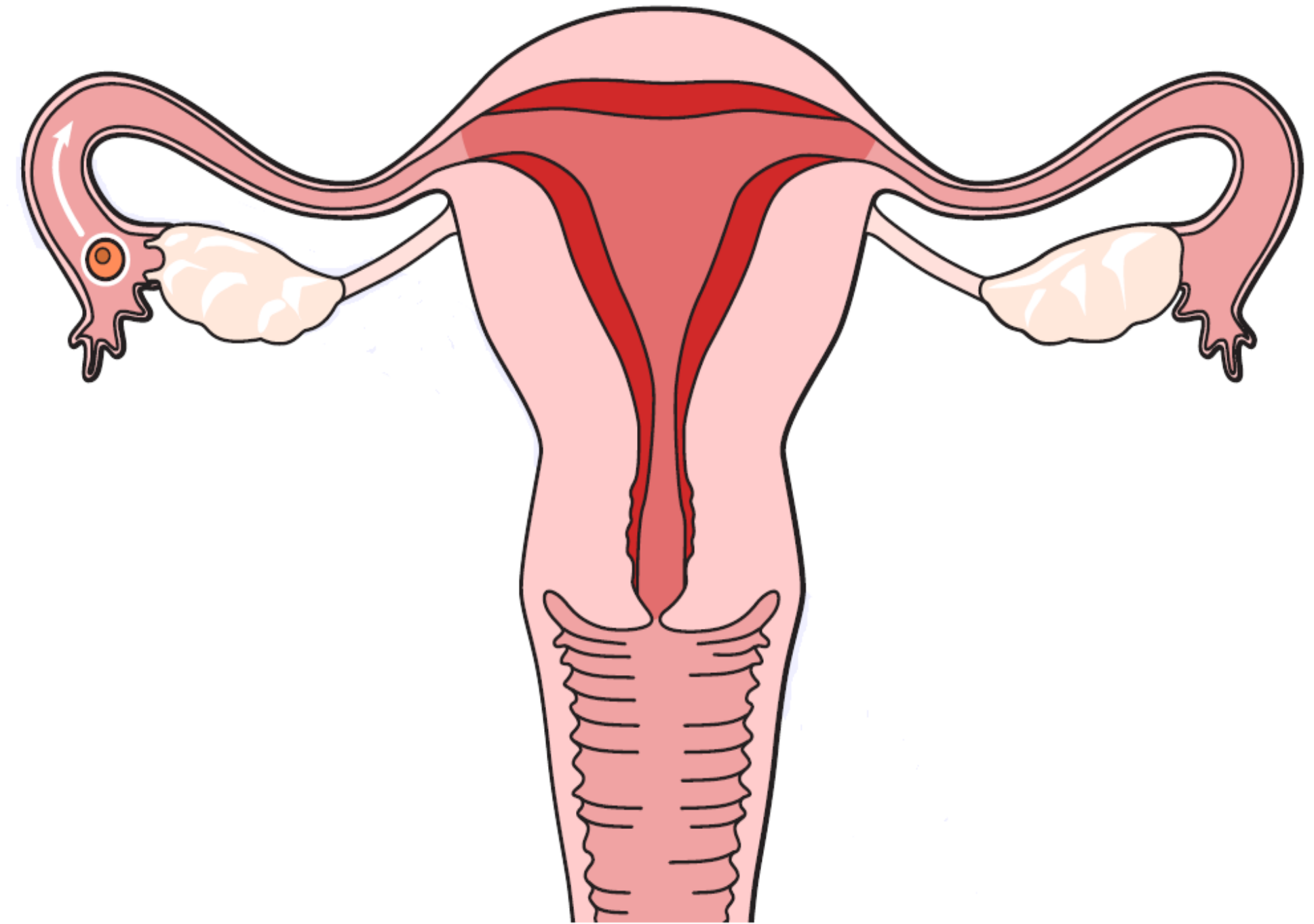
FEMALE REPRODUCTIVE SYSTEM (AND ACTIVITY)



MENSTRUATION BASICS

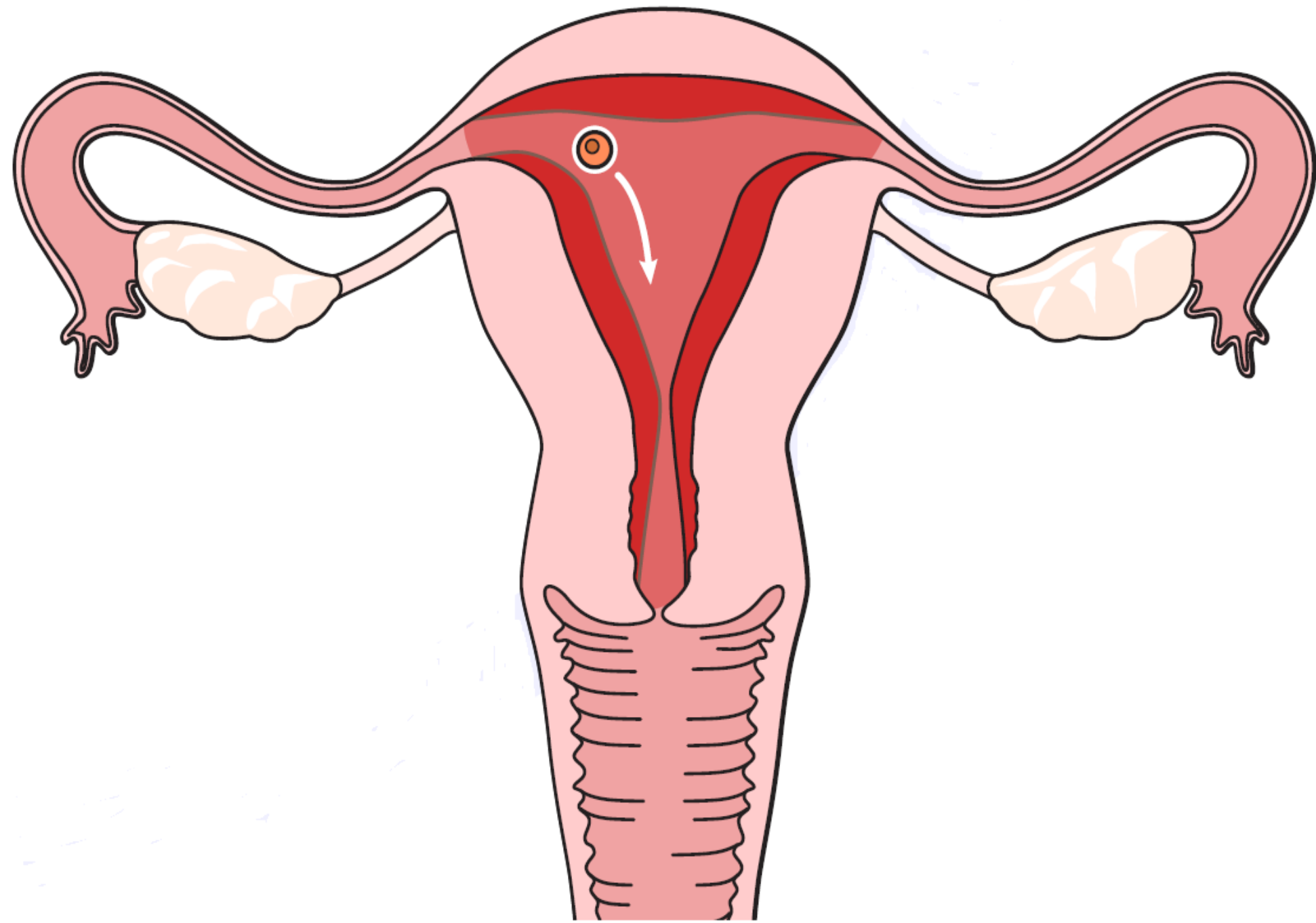


STEP 1

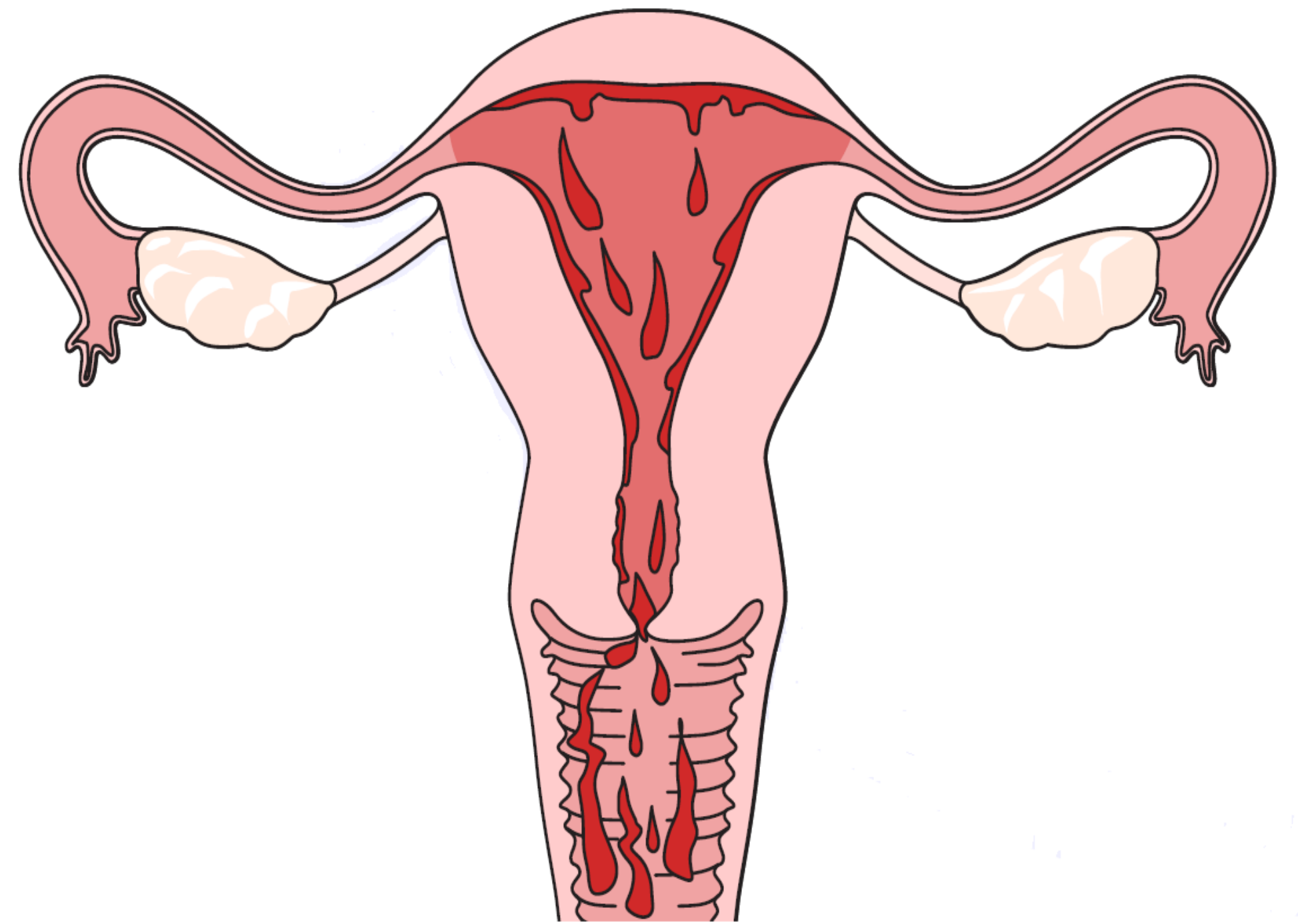


STEP 2

MENSTRUATION BASICS




STEP 3

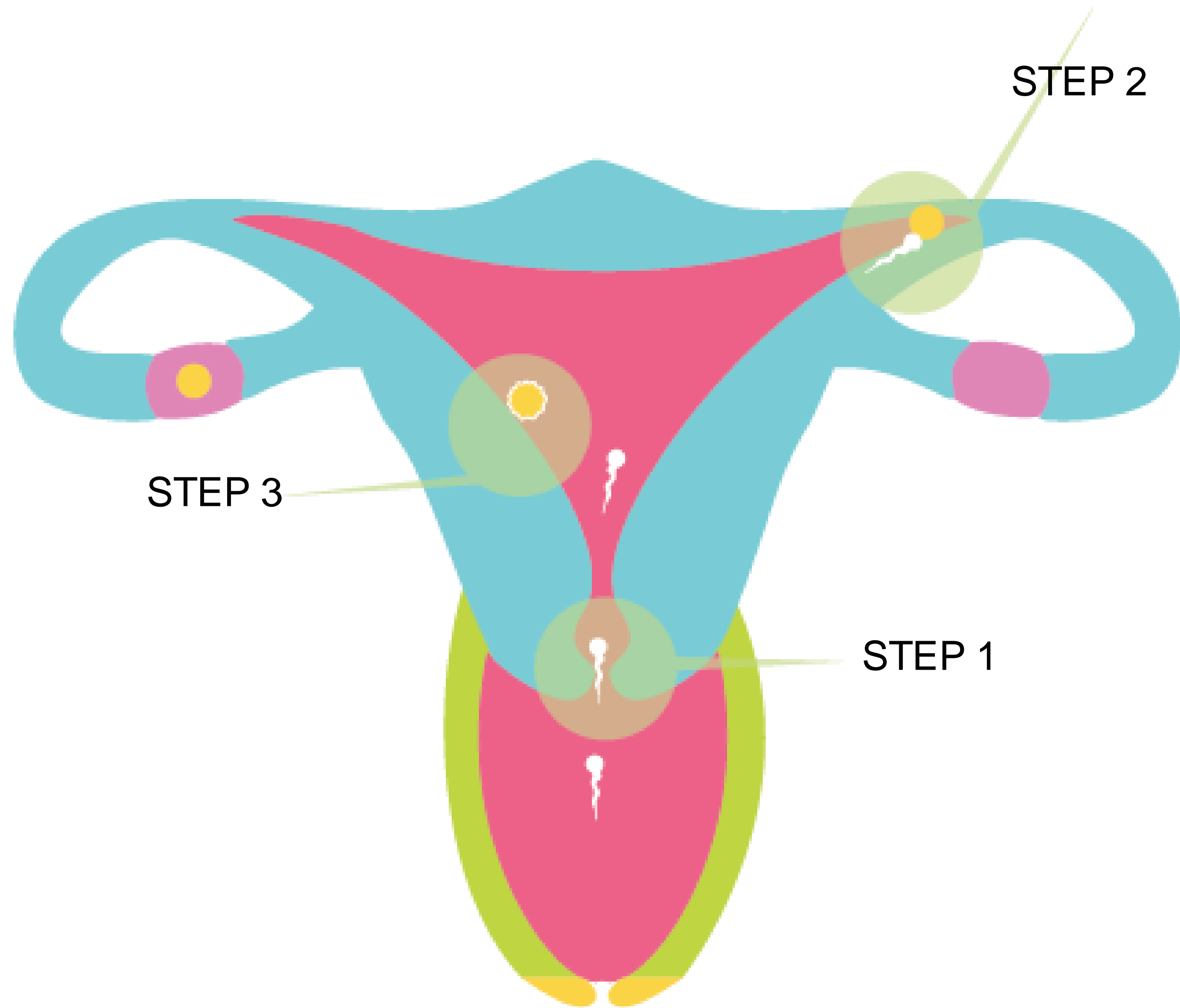


STEP 4


FERTILITY



PREGNANCY

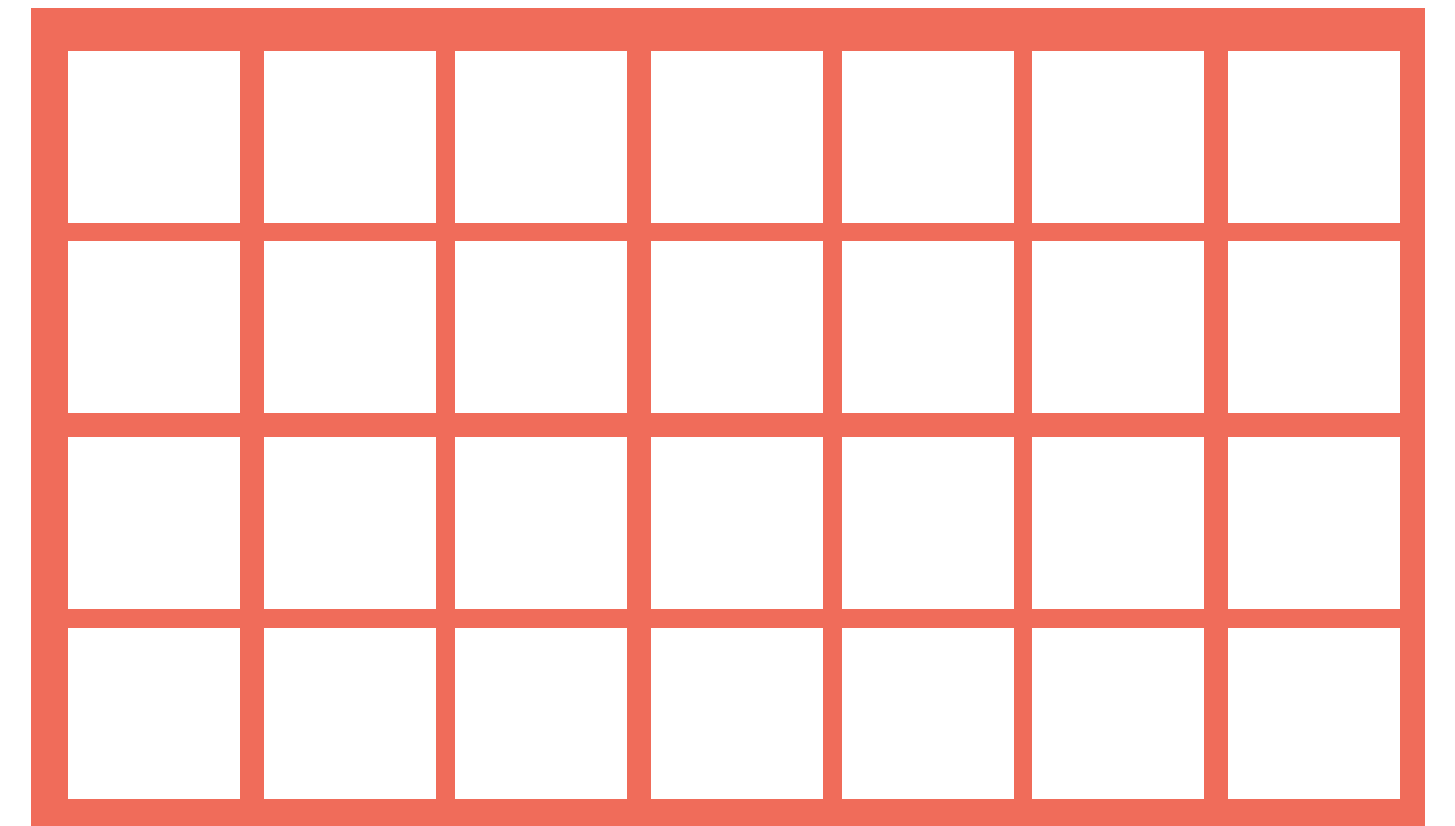




CONTRACEPTION



CONTRACEPTION AND MENSTRUATION

Different methods will affect menstruation differently. Changes in menstruation are often normal side effects of starting a new method.



- How would you describe this method/how do you use it?
- What are some advantages of this method?
- What are some disadvantages of this method?
- How long is the return to fertility after stopping this method?

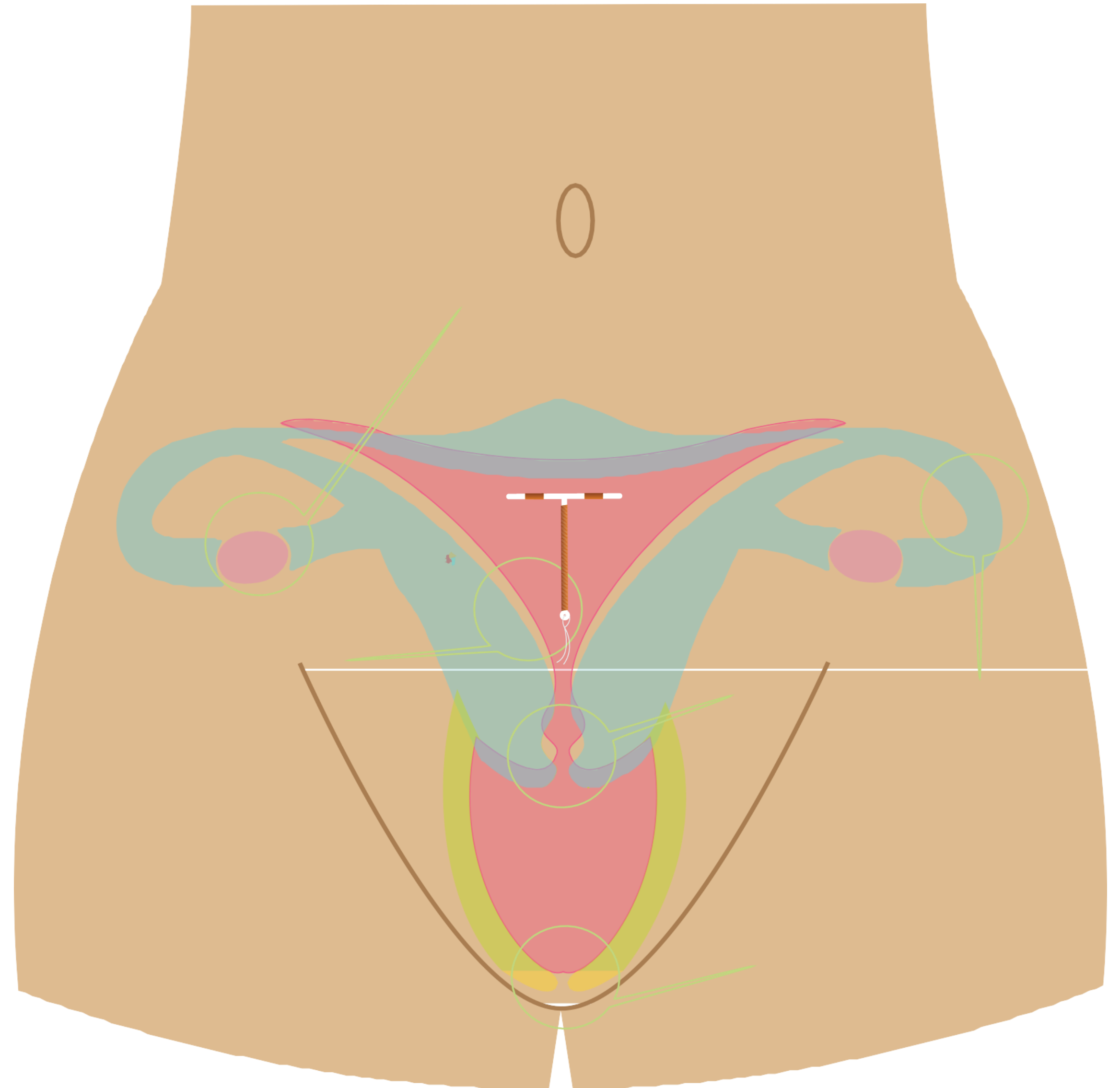


- How would you describe this method?
How does it work?
- What are some advantages of this method?
- What are some disadvantages of this method?
- How do you use this method?
- How long is the return to fertility after stopping this method?



INTRAUTERINE DEVICE (IUD)

- How would you describe this method
How does it work?
- What are some advantages of this method?
- What are some disadvantages of this method?
- How do you use this method?
- How long is the return to fertility after stopping this method?




INJECTION

- How would you describe this method? How does it work?
- What are some advantages of this method?
- What are some disadvantages of this method?
- How do you use this method?
- How long is the return to fertility after stopping this method?



- How would you describe this method?
How does it work?
- What are some advantages of this method?
- What are some disadvantages of this method?
- How do you use this method?
- How long is the return to fertility after stopping this method?




- How would you describe this method?
How does it work?
- What are some advantages of this method?
- What are some disadvantages of this method?
- How do you use this method?
- How long is the return to fertility after stopping this method?



- How would you describe this method?
How does it work?
- What are some advantages of this method?
- What are some disadvantages of this method?
- How do you use this method?
- How long is the return to fertility after stopping this method?

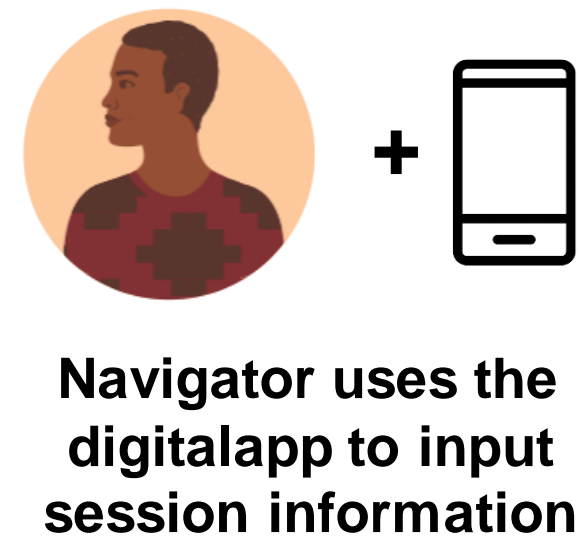




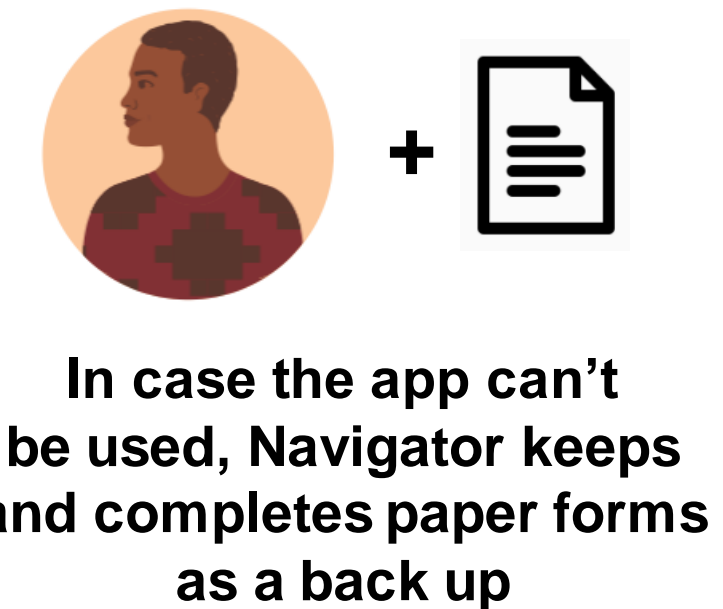
SMART START TRACKING

Coordinators, Navigators, and HEWs are all part of the Smart Start team in one kebele. There are 2 primary scenarios that involve these stakeholders in order to collect data.

Scenario 1:
Smart Start Financial and Family Planning Session



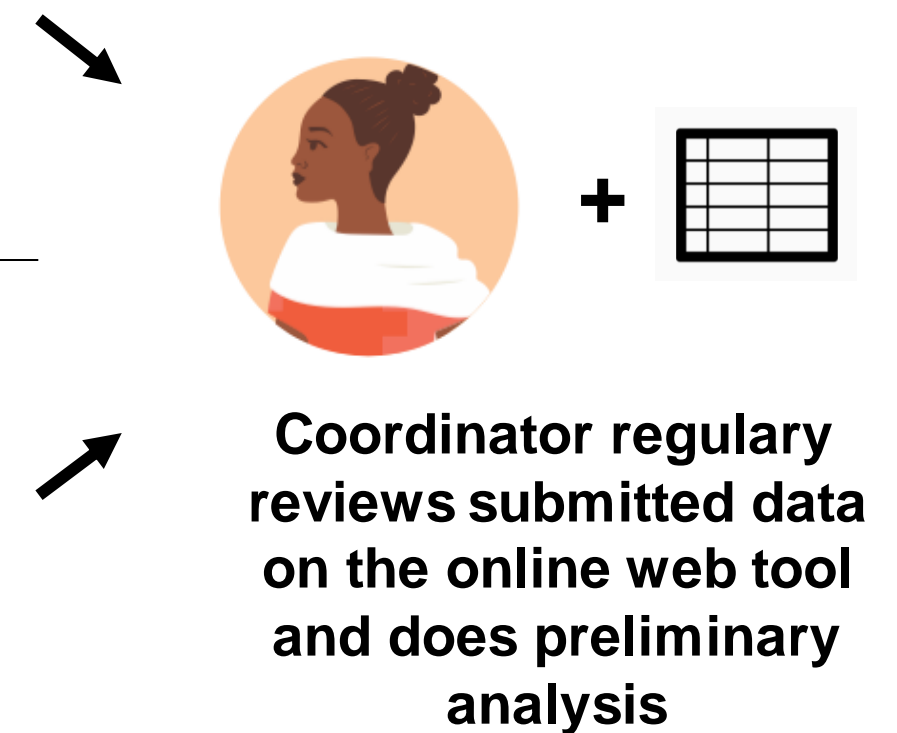
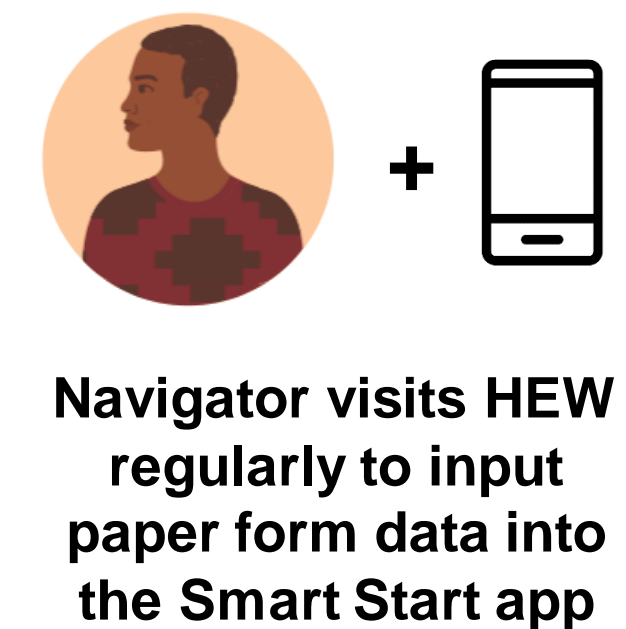
or



Scenario 2:
Smart Start Fertility and Methods Session



→



Navigator Checklist:

Navigators are the primary data collectors for Smart Start and responsible for coordinating with the HEWs to ensure we can capture all the activities within the program.

Before Session

- Download digital app and get user credentials from PSI
- Take enough paper forms as backup for you and the HEW
- Make sure your phone battery is charged and the app loads properly

During Session

- When you counsel a girl for the first time, fill out a girl registration form on digital app
- After a counseling session, complete one counseling session form per girl. Save each form upon completion.
- Every session should be recorded in a different form for each girl. If you are seeing the same girl for the second time, complete a new form.

After Session

- When you have wifi or network connection, sync completed forms
- Use the form to keep track of when your next follow up appointments are--don't forget!
- If you are following up with a girl you already saw, reference the previously completed form
- Collect paper forms from HEW and upload them to digital platform

HEW Checklist:

HEWs are responsible for recording method data on each girl for the Navigator to collect.

Before Session

- Take enough paper forms as back up
- Confirm Smart Start ID and girls needs before each session

During Session

- After a methods counseling session with a girl, complete one form

After Session

- Store forms safely until Navigator collects them



Coordinator Checklist:

Coordinators are responsible for overseeing the data collection by Navigators and HEWs and reporting back to PSI.

Before Session

- Download digital app and get user credentials from PSI

During Session

- Ensure Navigators and HEWs have enough paper forms
- Review digital data on the website to ensure Navigators and uploading data correctly and filling out forms correctly

After Session

- Compile reports for PSI



PAPER SESSION TRACKER FORMS

Complete one Session Tracker form for each counseling session.

In cases where you are speaking with a group of girls or a group of couples, check “Small Group” and still complete one Session Tracker form per girl.

If no contraception method applies to the girl, select “No” to confirm the girl’s contraception status.

Capture general feedback and girl info here. Refer to this box to provide tailored counseling during a follow-up visit.

JALQABBII GAARII		GUY YAA / DATE	MAQAA TAJAAJILAA / PROVIDER NAME				
		KEBELE / KEBELE	GAHEE TAJAAJILAA / PROVIDER ROLE				
ODEEFANNOO HAADH WARRAA / GIRL INFO							
MAQAA HADHA ?????? / GIRL'S NAME				JALQABBII GAARII LAKKOOFSA / SMART START ID			
UMRII / AGE	BAAYYINA DAA'IMMAANII / NUMBER OF CHILDREN			ULFAA YEROO AMMAA / CURRENTLY PREGNANT <input type="checkbox"/> EEEYEE / YES <input type="checkbox"/> LAKKII / NO <input type="checkbox"/> ????? / UNSURE			
ODEEFANNOO SAAGANTAA / SESSION INFO							
???????? / TYPE OF SESSION <input type="checkbox"/> HAABHA WARRAAFI A/WARRAA QUFA WALIIN / 1:1 OR COUPLE <input type="checkbox"/> GAREEDHAAN / SMALL GROUP		MARI WALIINI DISCUSSION WITH <input type="checkbox"/> GIRL <input type="checkbox"/> BAKKA BELLAMAA APPOINTMENT LOCATION <input type="checkbox"/> Health post <input type="checkbox"/> Home		<input type="checkbox"/> ABBAA MANAA HUSBAND <input type="checkbox"/> KAN BIRAA / OTHER		<input type="checkbox"/> KAN BIRAA / OTHER	
MATA DUREE IRRATTII MARI'ATAME / TOPICS DISCUSSED <input type="checkbox"/> KAROORRI DIINAGDEE FI MAATII KEENYAA / FINANCIAL & FAMILY PLAN <input type="checkbox"/> HAALA HORMAATAA FI MALOOTA / FERTILITY & METHODS		EENYUU AKKAA ERGEE/ REFERRAL <input type="checkbox"/> MOODELA / CHAMPION <input type="checkbox"/> HOJJETTUU EKISTEENSHINII FAYYAA / HEW <input type="checkbox"/> HIRIYAA / FRIEND PEER <input type="checkbox"/> GEGGEESSAA GANDAA / COMMUNITY LEADER <input type="checkbox"/> KAN BIRAA / OTHER					
SEENA MALOOTA / METHODS HISTORY							
	LAKKII NO	KAN IRRAA KAN IRRAA (3 YR IMPLANT)	LILMEE INJECTION	KAN GADAAMESSA KEESSA KAAYAMU IUCD	KINIINA DAILY PILL	KONDOMII / CONDOM AT LAST SEX	KINIINA HATATTAMAA / E-PILL AT LAST SEX
AMMAA FAYYADAMAA JIRAA / CURRENTLY USING	<input type="checkbox"/>	<input type="checkbox"/>	<input type="checkbox"/>	<input type="checkbox"/>	<input type="checkbox"/>	<input type="checkbox"/>	<input type="checkbox"/>
KANAAN DURA FAY YADAME / USED BEFORE	<input type="checkbox"/>	<input type="checkbox"/>	<input type="checkbox"/>	<input type="checkbox"/>	<input type="checkbox"/>	<input type="checkbox"/>	<input type="checkbox"/>
?????? / REFERRED TO HEALTH CENTER	<input type="checkbox"/>	<input type="checkbox"/>	<input type="checkbox"/>	<input type="checkbox"/>	<input type="checkbox"/>	<input type="checkbox"/>	<input type="checkbox"/>
MALA KAROORA MAATII MARI KANAAN FUDHATAME / RECEIVED METHOD IN THIS SESSION	<input type="checkbox"/>	<input type="checkbox"/>	<input type="checkbox"/>	<input type="checkbox"/>	<input type="checkbox"/>	<input type="checkbox"/>	<input type="checkbox"/>
YAADANNOO HAALA ????? (???? ITTII ??? YAADUU, ??? SAANII ???) CAPTURE ANY RELATED FERTILITY NOTES (REASONS FOR METHOD CHOICE, DECISION FACTORS, PREFERENCES, ETC.)							
HOORDOFFII / FOLLOW UP							
HOORDOFFII BELLAMA KAROORFAMEE? FOLLOW UP APPOINTMENT SCHEDULED? <input type="checkbox"/> EEEYEE / YES <input type="checkbox"/> LAKKII / NO				GUY YAA BELLAMAA / DATE OF FOLLOW-UP			
MATA DUREE IRRATTI MARI'ATAME / TOPICS TO DISCUSS AT FOLLOW UP APPOINTMENT				BAKKA BELLAMAA / LOCATION OF FOLLOW-UP			

Ensure you have the correct, unique Smart Start ID for the girl. The first session with the girl will establish the ID and each follow up session will use that same ID.

The “Method History” section should really be filled out only if the girl goes onto the fertility and methods section.

If the girl has used condoms or E-pills, only check if they were used “At last sex” to register contraceptive use against pregnancy.

If a follow up appointment is scheduled without the Navigator but with a HEW or at the Health Center, be sure to follow up with the health provider so they know when to expect the girl.